

Reliable exam torrent & valid VCE PDF materials & dumps torrent files

Input your exam code ...



Our high-quality valid VCE PDF materials & dumps torrent files guarantee you pass exam 100% for sure. Our reliable exam torrent will be the best help for your exams and will give you a new start, a new life.

[All Products](#)

[Contact now](#)



### Quality and Value

VCETorrent Practice Exams are written to the highest standards of technical accuracy, using only certified subject matter experts and published authors for development - no all dumps.



### Tested and Approved

We are committed to the process of vendor and third party approvals. We believe professionals and executives alike deserve the confidence of quality coverage these authorizations provide.



### Easy to Pass

If you prepare for the exams using our VCETorrent testing engine, It is easy to succeed for all certifications in the first attempt. You don't have to deal with all dumps or any free torrent / rapidshare all stuff.



### Try Before Buy

VCETorrent offers free demo of each product. You can check out the interface, question quality and usability of our practice exams before you decide to buy.

19728

CUSTOMERS

32727

DOWNLOADS

21728

TEAM  
MEMBERS

26394

SHARES

<http://www.vcetorrent.com>

Reliable exam torrent & valid VCE PDF materials & dumps torrent files

**Exam** : **C1000-056**

**Title** : IBM App Connect Enterprise  
V11 Solution Development

**Vendor** : IBM

**Version** : DEMO

**NO.1** What is one reason to organize resources into applications?

- A. It provides runtime isolation of resources
- B. It enables all processes using the module to reference the latest versions
- C. It enables the ability to reference the resources in an Integration Project
- D. It allows for Java and ESQL support in the same message flow

**Answer:** C

**NO.2** Which standard is used to define web service security mechanisms?

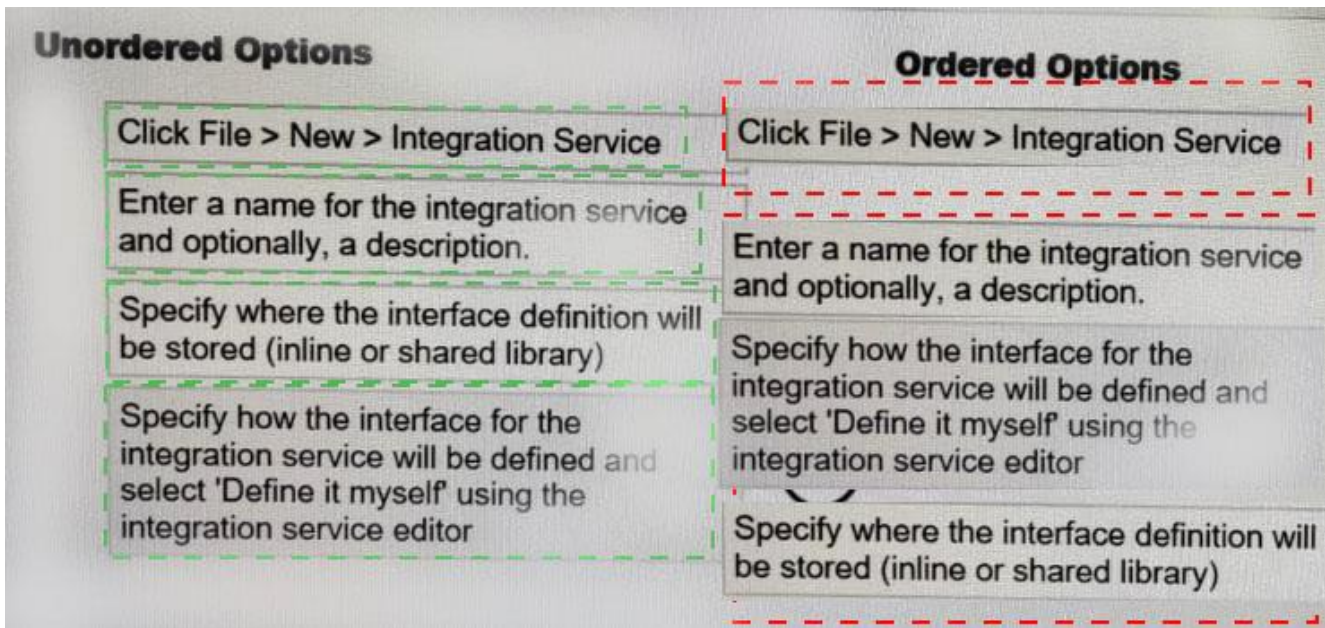
- A. innoQ
- B. MSDN
- C. OASIS
- D. Open Grid

**Answer:** C

**NO.3** What is the correct order of steps to create an Integration Service from scratch?

The image shows a software interface with two columns of text boxes. The left column is titled "Unordered Options" and contains four steps: "Click File > New > Integration Service", "Enter a name for the integration service and optionally, a description.", "Specify where the interface definition will be stored (inline or shared library)", and "Specify how the interface for the integration service will be defined and select 'Define it myself' using the integration service editor". The right column is titled "Ordered Options" and is currently empty. Between the columns are two circular arrows, one pointing right and one pointing left, indicating a sequence or flow.

**Answer:**



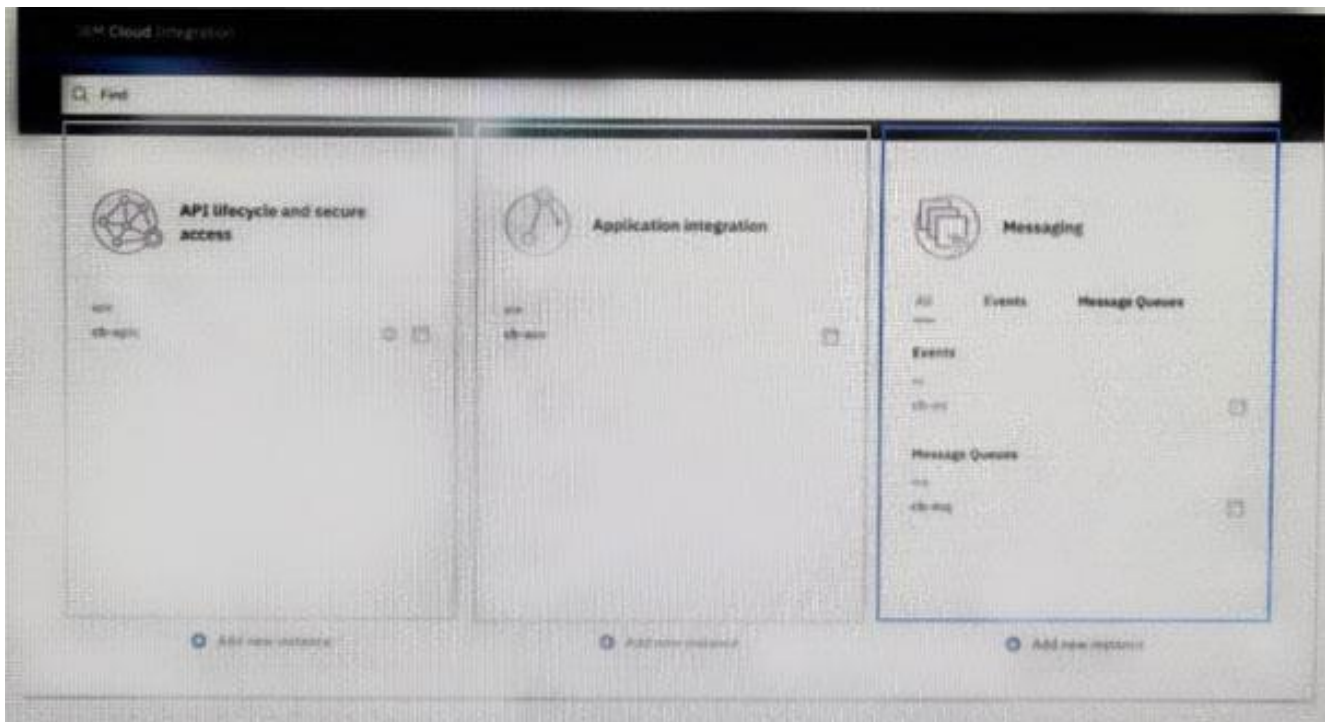
#### Explanation

To create an integration service by defining a new interface, complete the following steps:

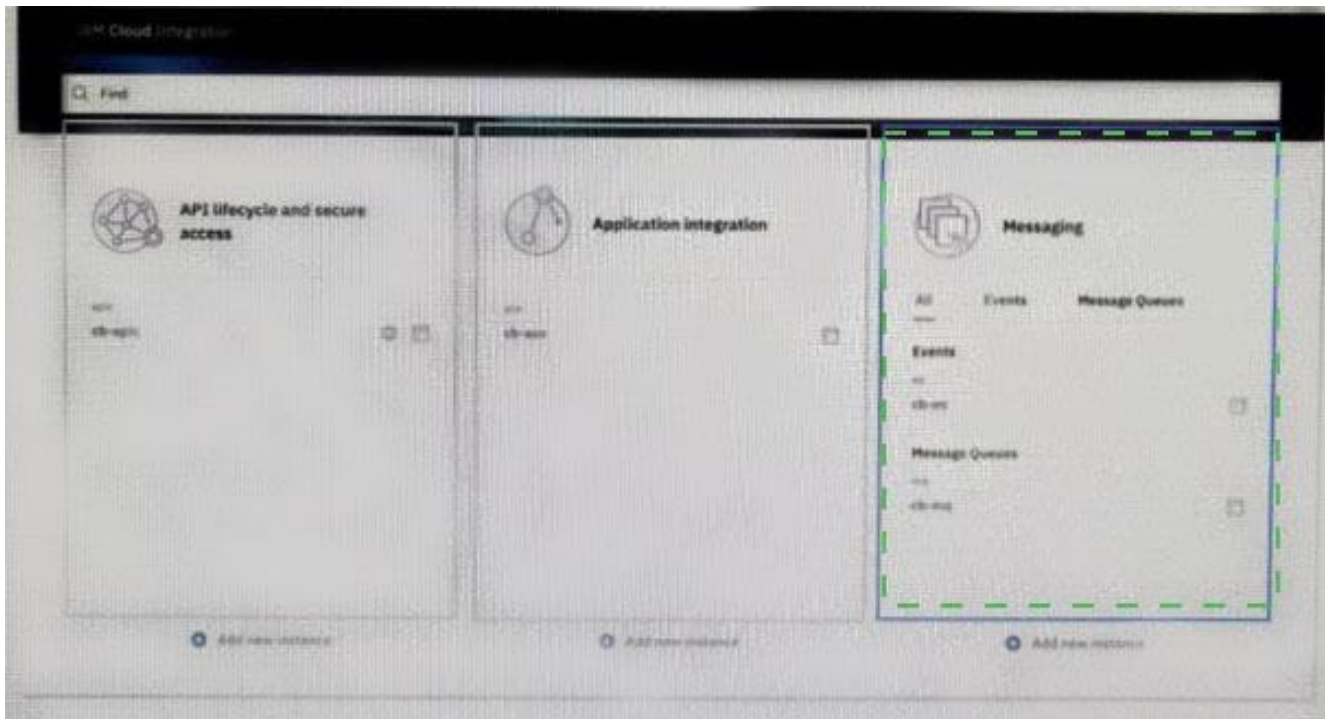
- \* Open the New Integration Service wizard by using one of the following methods:
- \* Click File > New > Integration Service.
- \* In the Application Development view, click New > Start by creating an integration service.
- \* Right-click the white space of the Application Development view then click New > Integration Service.
- \* Enter a name for the integration service, and optionally a description.
- \* To specify how you want to define the interface for your integration service, select Define it myself using the integration service editor
- \* Specify where you want to store your interface definition.
- \* If the definition will be used by this integration service only, store the definition in the integration service project.
- \* If the definition might be used by multiple integration services, store the definition in a shared library.

#### Procedure

**NO.4** Which section in the Cloud Integration Platform Navigator should be clicked in order to install IBM MQ?



**Answer:**



Explanation

Messages

**NO.5** What is the maximum number of integration servers that can be used in a single server running IBM App Connect Enterprise?

- A.** Up to 128
- B.** Unlimited
- C.** Up to 256
- D.** Up to 512

***Answer:*** B